



Never Stop Flying

GCSE PHOTOGRAPHY

Achieving Excellence through a Values Driven Education

Key Dates & Exam Information

Exam Board: AQA

Component 1 (coursework) 60%

This is a portfolio of work produced for projects set by the class teacher since the beginning of Y10 and is worth **60% of the final GCSE grade**. It is still ongoing with a final deadline of **Tuesday 6th May 2025** and consists of sketchbook work, final prints, edits and other related outcomes.

Component 2 (10-hour exam) 40%

This is worth **40% of the final GCSE grade**. It is comprised of preparatory studies produced in response to a chosen exam question over a 12-week period and a final piece or pieces completed in 10 hours of exam time. **Upcoming exam sessions will take place during:**

- **W/C Monday 28th April 2025 – 2 x 5h exam sessions (all day)***

*Students will remain in the Photography room for the whole day completing 5 hours of exam time plus their normal break and lunch time.

NB Preparatory studies **MUST** be handed in at the start of the first exam session which will take place – **W/C Monday 28th April 2025**.



Assessment Objectives

Components 1 and 2 are both assessed across 4 equally weighted assessment objectives:


AO1: Develop ideas through investigations, demonstrating critical understanding of sources **(24 marks)**

AO2: Refine work by exploring ideas, selecting and experimenting with appropriate media, materials, techniques and processes **(24 marks)**

AO3: Record ideas, observations and insights relevant to intentions as work progresses **(24 marks)**

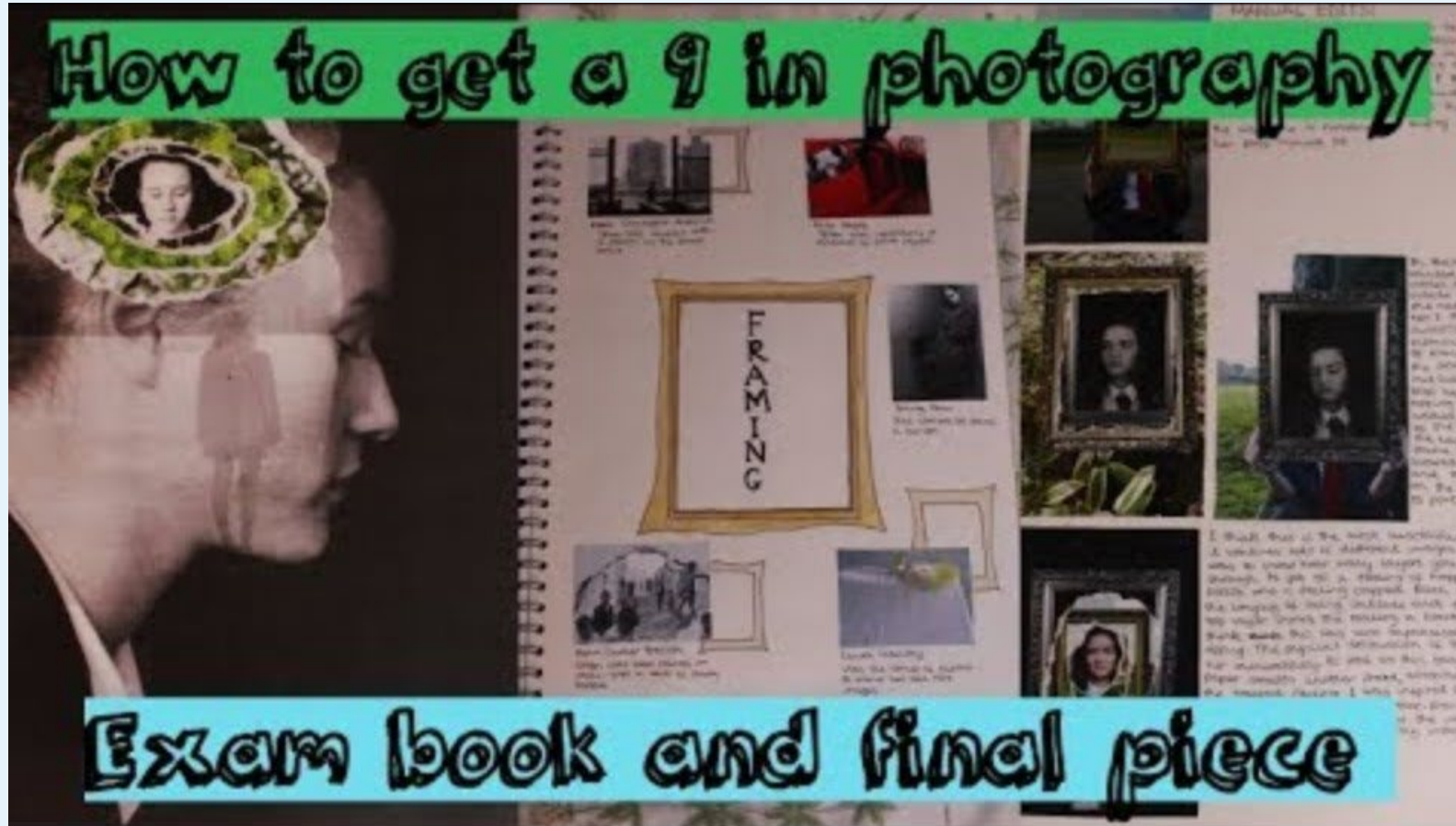
AO4: Present a personal and meaningful response that realises intentions and demonstrates an understanding of visual language **(24 marks)**

NB. Ensure that you complete all tasks outlined on the checklists supplied by your Photography teacher; this will ensure full coverage of the assessment objectives. Any gaps in your exam prep or coursework is likely to have a significant, negative impact on your final grade.

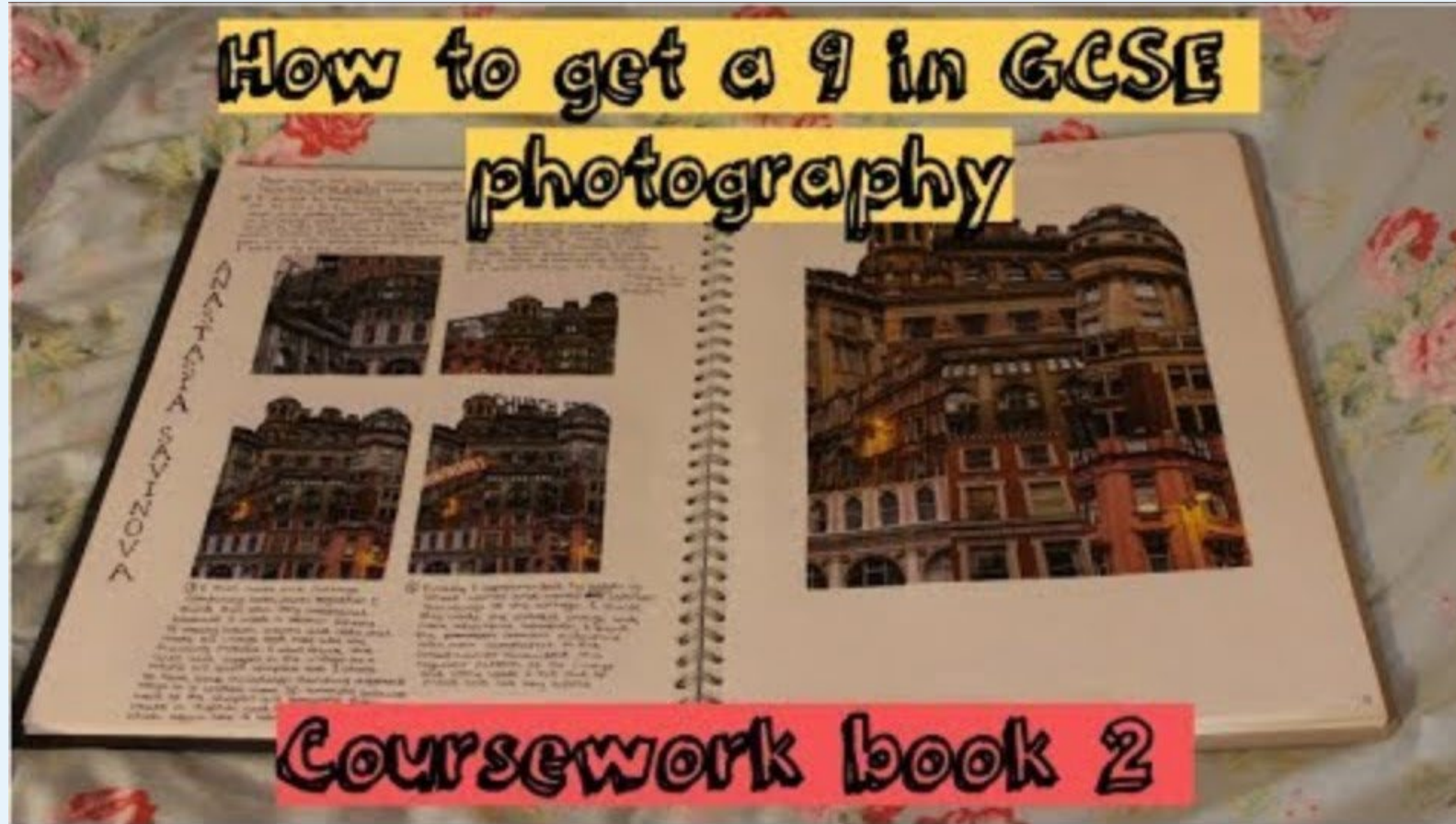


Student Exemplar

Top Tips for the 10 Hour Exam



Component 1: Portfolio Example



Keep going, keep seeking advice, keep adding and refining work, it will be worth it!

BEST OF LUCK EVERYONE!!!

