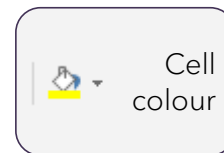




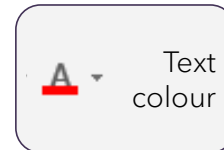
COMPUTING

7.3

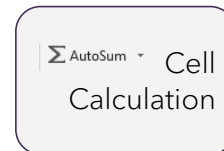
Branding	A way of promoting a product, which includes a logo.
Scenario	An outline of information that will give an idea.
Graphics	An image made using a computer, made up of pixels.
Key	A visual explanation using symbols used on a map.
Spreadsheet	Information is displayed in rows and columns which can be manipulated and calculated.
Data Validation	This is the process of checking data is accurate/correct.
SUM	SUM is a keyword operator which adds up cells.
AVERAGE	AVERAGE is a keyword operator which finds the average number.
MAX	MAX is a keyword operator which finds the highest number.
MIN	MIN is a keyword operator which finds the lowest number.
Conditional Formatting	This formatting is used to check the content of the cell and change the appearance depending on the content.



Cell colour



Text colour



Cell Calculation



Cell modification

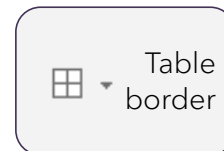


Table border