

CLASS OF 2025

YEAR 11 GCSE
REVISION BOOKLET



REVISION

Revision Space:

- If you are fortunate enough to have your own space at home – organise it.
- Revise in a quiet environment where you will not be distracted – **TURN OFF MOBILE DEVICES!**
- If you do not have a quiet space at home, you can stay after school to revise.
- Be organised with folders, books, equipment and resources.

The Revision Plan:

Revision timetable:

- Write in when you **CANNOT** revise because you have hobbies / family events etc.
- Then write in when the exams are.
- Write in the **subjects** to be revised and which **topics** – rank order: most to least confident.
- Revision should take place in short sessions, for example, **25 minutes** for one subject followed by a ten-minute break and 25 more minutes on the same or different subject and so on.
- It is fine to have a night or day off - it will promote well-being.
- Start with the subjects that you do not feel as confident in – you will need to prepare more for these subjects.

Below is an example that Mrs Booker showed in assembly:

OCTOBER HALF TERM REVISION

	Monday	Tuesday	Wednesday	Thursday	Friday	Saturday	Sunday
Morning 8-12pm		- Inspector calls (30) - Statistics (30) - Number (30)	HL - SPaX maths HL (45mins) - Sports studies coursework (60)	Visiting Grandma	- An Inspector calls (30) - Algebra (30) - Probability (30)	Round of Golf 9-1pm	- An Inspector calls (30) - Geometry (30) - Algebra (30) - An Inspector calls (30)
Afternoon 12-3pm	- Algebra (30) - Statistics (30) - Number (30) - power and conflict poetry (30)	Meeting Friends 1pm		- Ratio and proportion (30) - Geometry (30) - unseen poetry (30) - Inspector calls (30)			Sunday lunch at 12:30
3pm					HL Design Technology NEA designs		
4pm						- power and conflict (30) - Number (30) - probability (30) - unseen poetry (30)	HL Geography practice - questions
5pm	Driving range 5pm						
6pm			- power and conflict poetry (30) - Number (30) - Algebra (30)				
7pm							

Revision Techniques:

- Whichever methods you use please make sure your revision is **active** rather than simply reading, highlighting or re-writing notes.
- Always prove to yourself that you have learnt the information by self-testing or asking someone else to test you.

REVISE \implies **REVIEW** \implies **REVISE** \implies **APPLY**

- When information is committed to long term memory you need to apply this knowledge to exam questions and potentially in timed conditions.
- Discover **what helps you** remember and understand best.
- Mind maps from memory **with Green for Growth**
- Revision Clocks from memory **and Green for Growth**
- Read, Cover, Write, Check
- Flashcards (**with feedback**)
- Past Paper Questions **and Green for Growth**



Promoting health and well-being:

- Make sure you stay active between sessions.
- Drinking water and getting some fresh air promotes well-being.
- Eating nutritious food – avoiding sugary snacks – going for fruit and healthy snacks.
- Try to avoid late nights – SLEEP IS VITAL.
- Go dark – turn mobiles off before well before bedtime to help sleep.
- Taking a day off and ‘switching off’ for a day can benefit your well-being.
- Having a reward scheme can be effective: favourite TV programme, Xbox, PS4, Netflix etc.
- At the end of the session tick off revision completed (what a great feeling!) and file notes.
- Monitor the amount of time you spend on social media.
- Exercise and be active with friends.
- If you have a job, talk to your parents / carers about the hours you work.
- Try not to compare what you are doing with others – everyone is different.





ART

Exam Details

Students are currently preparing for their final GCSE Art exam having received the paper in the first week of January. The exam itself will take place in the last week of April and will involve the completion of (a) final piece(s) under exam conditions. It is comprised of **2 x 5-hour exam sessions***, a total of **10 hours**, during the week commencing **28th April 2025**.

The preparatory studies, plus the work produced in the 10 hours of exam time, constitute **Component 2** which is worth **40% of the final GCSE grade**. This will be assessed across 4 equally weighted assessment objectives.

*Students will remain in the Art Department for the whole day completing 5 hours of exam time plus their normal break and lunch time.

Revision at Home

Students should be working consistently and intensely on their preparatory studies for the exam as this must be handed in at the start of their first exam session during w/c **Monday 28th April 2025**. This includes working both in sketchbooks, and on larger pieces, in response to their chosen exam question.

Component 1 (coursework) consists of work produced for projects set by the class teacher since the beginning of Y10. This is still ongoing with a final deadline of **Tuesday 6th May 2025** and is worth **60% of the final GCSE grade**. This also consists of sketchbook work and a series of larger outcomes/ 3D pieces produced in lessons and for home learning.

GCSE Catch-up sessions take place on **Mondays after school 3:00 – 4:00pm**. All welcome.

Key Information

Exam Board: AQA

Components 1 and 2 are both assessed across 4 equally weighted assessment objectives:

AO1: Develop ideas through investigations, demonstrating critical understanding of sources **(24 marks)**

AO2: Refine work by exploring ideas, selecting and experimenting with appropriate media, materials, techniques and processes **(24 marks)**

AO3: Record ideas, observations and insights relevant to intentions as work progresses **(24 marks)**

AO4: Present a personal and meaningful response that realises intentions and demonstrates an understanding of visual language **(24 marks)**



BUSINESS STUDIES

Exam Details

There will be 2 exam papers – each exam is 1 ¾ hours long (105 mins) worth 50% of the GCSE. 90 marks available for each exam

Friday 9th May 2025 (pm)

Theme 1 (Investigating Small Business)

Friday 16th May 2025 (pm)

Theme 2 (Building a Business)

EDEXCEL Business Studies (9-1) IBSO 01 and IBSO 02

Revision at Home

PGS INTRANET – there is a huge array of information on the INTRANET in 2 main sections. REVISION and EXAM TECHNIQUE. This includes past papers / mark schemes and A-grade exemplar materials / calculation practice with answers / revision powerpoints / videos / answer techniques for all styles of questions.

Edexcel Revision Guide: All students have bought these at the start of the course. It is VITAL that these are used for revision as it covers the Edexcel exam in detail.

Revision Materials – A5 Topic Key Term Breakdowns Revision Booklet is provided / A3 Revision Mats and practice exam papers are produced for all students.

Edexcel White Workbooks – All students have a workbook that they can use as part of their revision – practicing questions.

Multiple Choice Questions – Available on the INTRANET in the Revision section

Calculation Practice - Complete with answers

Past Exam Papers – to become familiar with the exam paper layout and practice questions

Key Information

GCSE Bitesize Business: <http://www.bbc.co.uk/education/subjects/zpsvr82>

Seneca Revision : [Free Homework & Revision for A Level, GCSE, KS3 & KS2 \(senecalearning.com\)](https://www.senecalearning.com/)

Business Ed - <https://www.businessed.co.uk/index.php/home/theory/gcse/edexcel-gcse-9-1-theory-notes-public>
Tutor2U <http://www.tutor2u.net/search?q=GCSE+Business> Topic lists to work through.

Beebusinessbee : www.beebusinessbee.co.uk – general business concepts – not exam board specific.

Quizlet - Invitation to Mr Staniforth's Class - Sign up for Quizlet once you have clicked the link.

<https://quizlet.com/join/6mmys6pfD> [GCSE Business Studies Edexcel Flashcards | Quizlet](#) – A Selection of Quizlet Cards for Edexcel GCSE Business Studies



CITIZENSHIP

Exam Details

Paper 1 – (80 marks) **Thursday 8th May 2025 (pm): 1 hour 45 minutes**

Politics and Participation and Active Citizenship

Multiple choice questions, 1 mark, 2 mark, 4 mark, 4 mark source questions, 8 mark questions (essay style), 6 mark question (active citizenship only), 8 mark source questions (active citizenship only), 12 mark question (active citizenship only).

Paper 2 – (80 marks) **Thursday 15th May 2025 (pm): 1 hour 45 minutes**


Life in Modern Britain and Rights and Responsibilities

Multiple choice questions, 1 mark 2 mark, 4 mark, 4 mark source questions, 8 mark questions (essay style)

Revision at Home

You can revise using any of the following methods:

- **Teams folder** intervention sessions and revision materials.
- **Past paper questions** – available on request from staff or at [AQA | GCSE | Citizenship Studies | Assessment resources](#)
- **Hodder workbook** (pictured) – ISBN - 9781398317208
- **Flashcards** – provided in class, also available electronically.
- [Free GCSE Citizenship Studies AQA Revision Content — Study Rocket](#)



Key Information

Intervention and revision sessions are on every **Friday** (Mrs Clapham) and **Monday** (Miss Steeples) in H406, 3pm – 3.50pm. On the rare occasions these cannot happen, resources are uploaded to our Teams channel.

Home learning set is alternate PPQ and retrieval practice – a schedule has been shared in your class team – please engage with this.

Practice using PACE to answer 8-mark questions – your teachers are happy to give you feedback on these.



COMPUTER SCIENCE

Exam Details

Wednesday 12th May 2025 (pm)

Paper 1: Computational thinking and problem solving.

- 90 marks
- 2 hours
- 50% overall qualification

Tuesday 20th May 2025 (pm)

Paper 2: Computing concepts.

- 90 marks
- 1 hour 45 minutes
- 50% overall qualification

Each exam is out of 90 marks, a mixture of multiple choice, short-mark questions, and long-mark questions (up to 12 marks).

Revision at Home

Revision at Home - An array of resources has been put together to support your revision when you are not in school. All the PowerPoints, worksheets, and support sheets that your teacher has used in your lessons right from your very first lesson in Year 10 is available for you to access on the [11B Computing Teams Class Materials](#) where a folder for each unit with content covering each topic can be found.

Don't forget to make sure that you use your GCSE Essential Knowledge Booklets to revise key terms!

Other useful revision sources that are recommended for the AQA Specification include:

Websites:

- www.educake.co.uk
- www.101computing.net
- www.senecalearning.com (it also has an app)
- www.computerscience.gcse.guru/
- www.bbc.co.uk/bitesize/examspecs/zkwsjihv
- studyrocket.co.uk/revision/gcse-computer-science-aqa

YouTube Channels:

- [Mr Brown GCSE Computer Science](#)
- [Craig'n'Dave](#)
- [Computing:Mr H Programming Paper 1 guidance](#)

Books:

- [ClearRevise AQA GCSE Computer Science 8525 - Clear Revise by PG Online](#)
- [Hodder AQA GCSE Computer Science, Second Edition](#)
- [PG Online AQA Computer Science 8525](#)
- [CGP GCSE Computer Science AQA Exam Practice Workbook: fully updated for the new exams in 2022](#)

[CGP GCSE Computer Science AQA Revision Guide: fully updated for the new exams in 2022](#)



Key Information

Below is a breakdown of the units and each topic that you must revise. Remember the pre-release material published in February ruled nothing out for Computer Science so make sure that you revise all areas thoroughly.

Unit 1: Ethical impacts of computing

- Ethical, cultural and legal issues

Unit 2: Fundamentals of cybersecurity

- Cyber security threats
- Social engineering
- Malicious code
- Detection and prevention

Unit 3: Computer Architecture

- Boolean Logic (expressions, gates and truth tables)
- Application, utility and system software
- Systems architecture
- The CPU and the Fetch Decode Execute cycle
- Classification of programming Languages and Translators
- Memory
- Storage

Unit 4: Data representation

- Storage units and binary numbers
- Binary arithmetic, shifts and Hexadecimal
- Ascii and Unicode
- Images
- Sound
- Compression

Unit 5: Networks

- Wired and wireless networks
- Network topologies
- Network security
- Protocols and Layers

Unit 6: Databases

- Databases and relational Databases
- Structured Query Language (SQL)

Unit 1a and b: Programming Practical skills in Python

- String Handling, Casting, Selection, Iteration, Turtle, Routines/Procedures, Functions, Arrays, Dictionaries, Sorting Algorithms, Searching Algorithms, Writing to .txt files

Unit 2a: Computational thinking

Algorithms, decomposition and abstraction, Determining the purpose of Algorithms, Validation and Verification, Errors and testing



CONSTRUCTION

Exam Details

Unit 1 - Exam 40 % – Introduction to the built environment

Unit 2 – N/A – this is an optional unit for designing in the built environment spec.

Unit 3 - Non-examined assessment (Practical tasks) 60% - KEY TO ACHIEVING A LEVEL 2 QUALIFICATION

Deadlines and Dates

Unit 1 - Exam –Introduction to the built environment – Monday 9th June (pm)

Exam length - (1hr 30mins) – Online assessment

Unit 3 – NEA tasks (3 practical tasks set by the exam board) – Friday 4th April 2025

- 1. Joinery – Skirting and architrave task**
- 2. Bricklaying – Struck pointed wall**
- 3. Electrical – Switch, pendant lighting and ceiling fan circuit**

Exam board – **Eduqas**

Revision at Home

Unit 1 – Introduction to the built environment exam


This exam covers 8 topics or sections.

- 1.1 – The sector
- 1.2 – The built environment life cycle
- 1.3 – Types of buildings and structures
- 1.4 – Technologies and materials
- 1.5 – Building structures and forms
- 1.6 – Sustainable construction methods
- 1.7 – Trades, employment and careers
- 1.8 – Health & Safety in construction

Format of paper

The examination will:

- be set and marked by Eduqas/WJEC
- **consist of a 1 hour, 30 minute on-screen examination**
- assess content from each topic in the unit
- 80 marks in total
- **include a balance of short and extended answer questions, based on stimulus material and applied contexts**
- be graded Level 1 Pass, Level 1 Merit, Level 1 Distinction, Level 1 Distinction*, Level 2 Pass, Level 2 Merit, Level 2 Distinction, Level 2 Distinction*

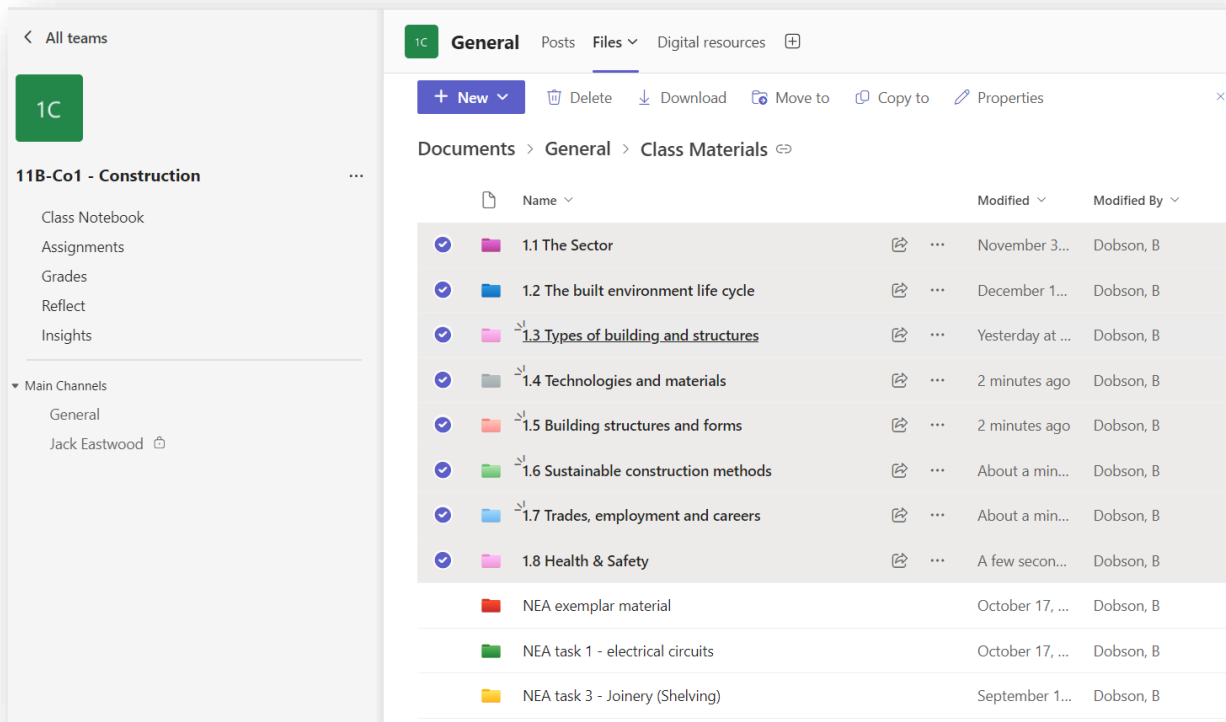




CONSTRUCTION

Key Information

- Use the **revision notes** and **questions** available on **TEAMS** in the Year 11 Construction section>Files>Class Material



Unit 3

It is vital that you complete the NEA units in order to achieve a Level 2 pass grade overall as it is worth 60%

Useful websites and resources

- <https://www.goconstruct.org/>
- <https://www.eduqas.co.uk/qualifications/constructing-the-built-environment/>
- Eduqas – Level 1/2 Vocational award - Constructing in the built environment textbook

Tips

Plan your revision – produce a revision timetable.

Read your revision notes **carefully**.

Produce **revision cards** to summarise your notes.

Complete as many practice exam questions or past exam papers as you can so you know the **format of the exam paper**.



CREATIVE iMEDIA

Exam Details

Exam board: OCR

Course name: Creative iMedia

The exam (R093) is 40% of final grade, the other 60% is awarded from coursework.

The exam paper is out of 70 marks (80 UMS), with 2, 9-marker questions focusing on a discussion question and a planning question.

Coursework:

R093 (70 marks/80 UMS) – Moderated and externally verified.

R094 (50 marks/50 UMS) – Moderated during Y10. Grades banked.

R097 (70 marks/70 UMS) – Send for moderation on 15th May 2024.

Exam:

R093 – One attempt only on **Monday 9th June 2025 (pm)**.

The exam is split into 2 sections.

- Subject knowledge – Applying knowledge learned to multiple choice and written answer questions. (10 marks)
- Questions linked to a brief in the exam paper. (60 marks)

Exam Grade Boundaries:

Grade	Raw
Max	70
D2*	61
D2	54
M2	47
P2	40
D1	33
M1	26
P1	20
U	0

Overall Grading:

Max Uniform Mark	Qualification Grade							U
	Distinction* at L2	Distinction at L2	Merit at L2	Pass at L2	Distinction at L1	Merit at L1	Pass at L1	
200	180	160	140	120	100	80	60	0



Revision at Home

Creative iMedia revision book ([GCSE OCR Creative iMedia: Exam Tutor \(ClearRevise OCR GCSE Exam Tutor J834\)](#): Amazon.co.uk: PG Online: 9781910523896: Books)

Creative iMedia CGP Guide (available in the school shop)

[New OCR Cambridge National in Creative iMedia: Revision Guide inc Online Edition, Videos and Quizzes | CGP Books](#)

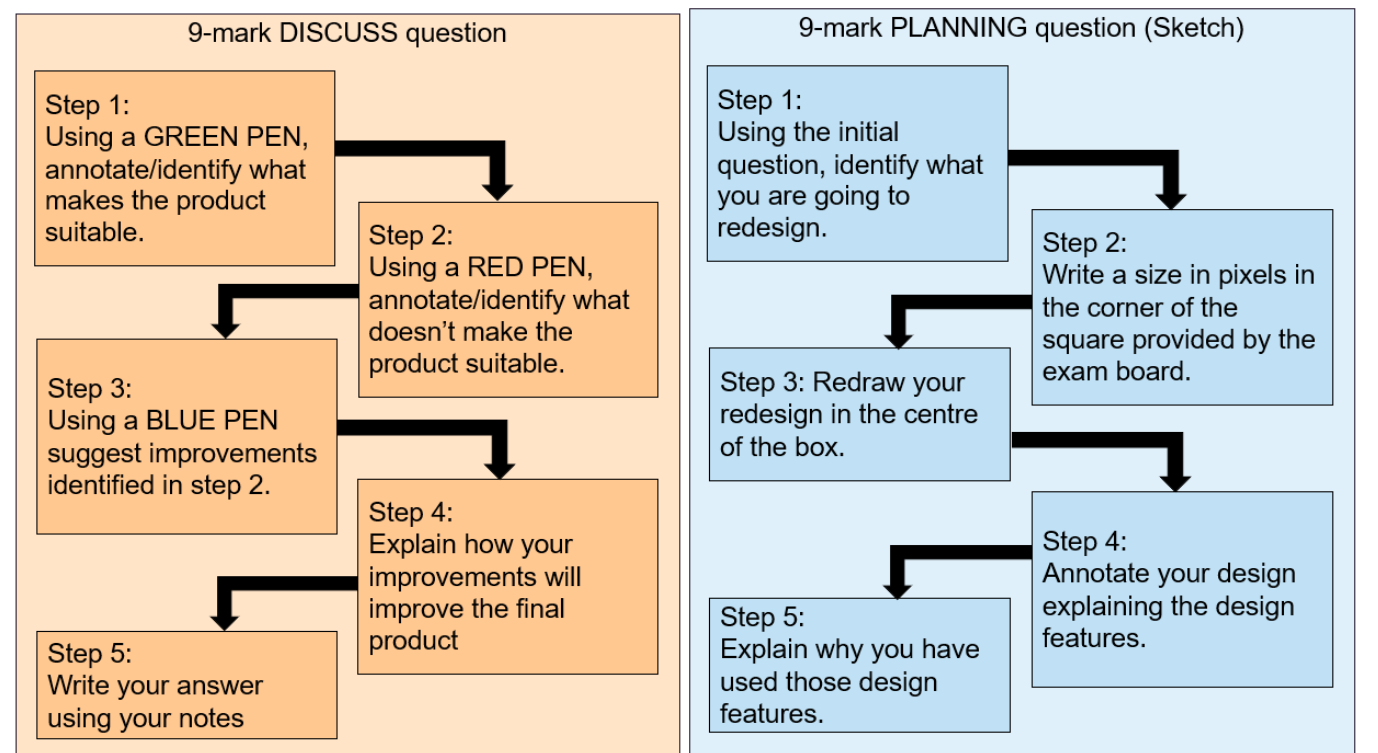
How Much Do I Know Class Assessments– Previous assessment available via Teams channel.

HL Sheets developed during Year 10 and 11

Key Information

The structures below show how to action the 2, 9-marker questions within the exam paper.

PLEASE NOTE: DRAW IN PENCIL, GO OVER IN PEN DUE TO SCANNING OF EXAM PAPERS.





DRAMA

Exam Details

Component 1:
Devising Theatre (40%)
Internally assessed, externally moderated

Portfolio	Performance	Evaluation
<ul style="list-style-type: none">A portfolio of supporting evidence based on the rehearsal processDue: Fri 14th Mar	<ul style="list-style-type: none">A performance lasting between 5-16 minutes (depending on the number of actors in your group)Completed by: Fri 10th Jan	<ul style="list-style-type: none">An evaluation of the final performance or design.Sat in exam conditions.1hr 30mins standard timeExam: Fri 31st Jan

Component 2:
Performing from a Text (20%)
Externally assessed by a visiting examiner

Performance

- A performance lasting between 5-14 minutes using sections of text from both extracts.
- Scheduled performance date: **Thursday 13th March.**

Component 3:
Interpreting Theatre (40%)
Written Examination – 1 hour 30 minutes
Thursday 8 May am

- 'Refugee Boy' by Benjamin Zephaniah, edited by Lemn Sissay (45 marks)
- 'Bull' Live Theatre Review (15 marks)

Revision at Home (for examinations)

Component 1	Component 2	Component 3
<ul style="list-style-type: none">Watch your performance back multiple times.Edit your notes so that they are brief, but helpful.Practice writing your evaluation in timed conditions.Act on any feedback you have been given.	<ul style="list-style-type: none">Re-read your script and rehearse at home.Arrange for after-school rehearsals with your group.Watch YouTube videos of your script being performed.Read the full version of your script to really understand the characters, their feelings and motivations.	<ul style="list-style-type: none">Re-read 'Refugee Boy'.Be familiar with the themes, characters and plot. Be able to recognise when certain events take place in the play.Read over your notes for 'Bull'.Practice exam-style questions at home.



ECONOMICS

Exam Details

There will be 2 exam papers – each exam is **1 ½ hours** and each paper is worth 50% of the GCSE. 80 Marks available for each exam.

Wednesday 14th May 2025 (pm)

Introduction to economics

Thursday 22nd May 2025 (pm)

National and international economics

OCR GCSE in Economics (9-1) (J205)

Revision at Home

PGS INTRANET – there is a huge array of information on the INTRANET in 2 main sections. KS4 Economics 1 and KS4 Economics 2. This includes revision powerpoints / videos / answer techniques for all styles of questions / quantitative skills support and knowledge checklists.

Economics GCSE - Link to the Economics Intranet site

OCR Revision Guide: All students have bought these at the start of the course. It is VITAL that these are used for revision as it covers the OCR exam in detail.

Topic Booklets and Folders – All topic booklets and notes in folders.

Past Exam Papers – to become familiar with the exam paper layout and practice questions.

Paper 1 Exam Revision – link to Paper 1 exam practice available on the Intranet

Paper 2 Exam Revision - link to Paper 2 exam practice available on the Intranet

Email SHU – Please email karcher@penistone-gs.uk or shulley@penistone-gs.uk if you need any help with economics.

Tutor2u – Watch upcoming revision livestreams (**updated/added regularly**) or watch old revision live streams covering topic areas in **PAPER 1 and PAPER 2**,

Register with Tutor2u with your email address to receive updates on upcoming sessions.

Livestreams | tutor2u - direct link to TUTOR2U's website

The screenshot shows the Tutor2u website interface. At the top, it says 'WATCH NOW Livestreams'. Below this, there is a description: 'Live revision sessions, Q&A and discussion panels for students and teachers. All our live sessions are recorded and available to watch again.' There are social media icons for Facebook, Twitter, and YouTube. A search bar contains 'Economics' and 'GCSE'. Below the search bar, there are tabs for 'Upcoming (0)' and 'Replays (19)'. A 'Livestream' section is visible, featuring a video player for 'Supply-side Policies' and 'GCSE Economics Live Revision'. A 'Replay' option is available for 'Replay from 5.30pm (GMT), Tuesday 27th February 2024'. A YouTube logo is present with '223K+' subscribers.



ENGLISH

Exam Details

AQA - GCSE English Language:

- Language Paper 1: **Friday 23rd May (am)** (1 hour 45 mins)
Explorations in creative reading and writing.
- Language Paper 2: **Friday 6th June (am)** (1 hour 45 mins)
Writers' viewpoints and perspectives – reading and writing.

AQA - GCSE English Literature:

- Literature Paper 1: **Monday 12 May (am)** (1 hour 45 mins)
Shakespeare (Macbeth) and 19th century novel (Frankenstein).
- Literature Paper 2: **Tuesday 20th May (am)** (2 hours 15 mins)
Modern Drama (An Inspector Calls), Poetry Anthology (Power & Conflict) and Unseen Poetry.

Revision at Home

- Revision guides for Macbeth, Frankenstein, An Inspector Calls, Power & Conflict Poetry and Unseen Poetry are all available from the school shop.
- A revision guide for English Language, covering both Paper 1 and Paper 2, is available in the school shop.
- Class Teams pages are a good starting point for revision notes, practice questions, mark schemes and sample answers for all components of the English exams.
- The Bitesize website has useful resources for both English Language and English Literature.

Top tip: Attempt as many past papers and sample questions as possible - hand them in to your teacher for marking.

Key Information

Revision:

- After school revision sessions are run by the English department on **Tuesdays, 3-3.45pm**
- Past questions available on Teams class pages or from class teachers.



FOOD PREPARATION & NUTRITION

Exam Details

Exam Board – Eduqas

Website – [GCSE Food Preparation and Nutrition | Eduqas](https://www.eduqas.co.uk/gcse-food-preparation-and-nutrition)

Written Exam

- 50% of qualification
- **Tuesday 17th June 2025 (pm)**
- 1 hour 45minutes

Section A: questions based on stimulus material.

Section B: structured, short and extended response questions to assess content related to food preparation and nutrition.

Non-Examined Assessment (NEA) – 50%

NEA 1: The Food Investigation Assessment

- 8 hours
- Scientific food investigation
- 15% of qualification

NEA 2: The Food Preparation Assessment

- 12 hours
- Prepare, cook and present a menu. (Includes 3 hour practical exam during (week commencing 27th Feb)
- 35% of qualification

Revision at Home

- Create a revision timetable and stick to it.
- Use your revision notes in your folder to help you with knowledge and understanding.
- SENECA Learning - <https://app.senecalearning.com/login>
- Practice answering exam style questions using past paper questions from the Eduqas, website. [GCSE Food Preparation and Nutrition | Eduqas](https://www.eduqas.co.uk/gcse-food-preparation-and-nutrition)
- The marks schemes are available on the same website so that you and parents/carers can check your answers.
- Use the revision information and PowerPoints which are in class materials on Teams.
- Work through CGP or Collins workbook (available from school shop).
- CGP flashcards



Key Information

Top Tips!

- ✓ Plan your revision – produce a revision timetable.
- ✓ Ensure you read the questions correctly! Do you understand the different command words?
- ✓ Ensure you revise all theory topics & tests - do not try and cram at the end of the year.
- ✓ Produce revision cards to summarise your notes.
- ✓ Practise breaking down questions using planning maps and knowledge organisers.
- ✓ Work with your friends and parents/carers when revising and get them to test you!
- ✓ Complete as many practice exams questions as you can so that you know the format of the exam paper.
- ✓ Put 100% effort into all home learning tasks.
- ✓ Revision folder on teams, class materials and on the school website.

If you do not understand something or you are struggling, come and see Mrs Harpham T306 or Miss Garrety T308.



FRENCH

Exam Details

AQA French (8658)

French **Speaking** exam window **28th April – 1st May 2025**

(Foundation tier 7-9 minutes; Higher tier 10-12 minutes + 12 minutes preparation time)

French **Listening** exams (Foundation 35 mins; Higher 45 mins) **Wednesday 21st May (am)**

French **Reading** exams (Foundation 45 mins; Higher 1 hour) **Wednesday 21st May (am)**

French **Writing** exams (Foundation 1 hour; Higher 1 hour 15 mins) **Thursday 5th June (pm)**

You will complete one Listening, one Reading, one Speaking and one Writing exam at Foundation or Higher level (each paper is worth 25% of the GCSE exam)

Revision at Home

Kerboodle.com - All Year 11 students should receive their own username and password to access the website, which is based on the textbook used in class. It provides opportunities to complete listening and reading activities to consolidate what we have done in lessons.

Coloured key verb sheet - use this to gain confidence with the key verbs.

memrise.com - All students are members of a memrise group which aims to support and build vocabulary knowledge.

quizlet.com – for vocabulary learning.

bbc.co.uk/schools/gcsebitesize - for listening and reading practice.

linguascope.com (Intermediate level) - Students should have, or can obtain, the username and password for this website from their teacher. It offers vocabulary and grammar practice in a variety of topic areas and the Intermediate level is aimed at GCSE.

conjugemos.com - A helpful website focusing on practising grammar in a fun way.

languagesonline.org.uk - An excellent website to help focus on grammar (verb conjugation, practice in different tenses) as well as topic specific match-up exercises and gap-fill texts.

MFL French section on PGS Intranet contains links to useful resources, top tips and the memrise courses for each GCSE theme as well as links to past papers on the AQA website.

AQA website – for past paper listening and reading practice and mark schemes.

Grammar, Translation and Vocabulary Workbooks.

CGP revision guide – covers all four skill areas and offers useful advice on preparing for the exam

Any additional practice using authentic materials (websites, podcasts) is invaluable.

Key Information



FRENCH

Speaking and writing skills are closely linked, with revision in one area benefiting the other. All students should be revising from paragraphs they have prepared on the topics studied and particularly from the topic sheets they have been given for the purpose. Many students find it helpful to make flashcards for vocabulary or put sticky notes around their room. Completing mind-maps of topic and sub-topic areas will help to consolidate key vocabulary and structures.



GEOGRAPHY

Exam Details

Specification and Examination Dates

Specification: AQA Geography (8035)

Paper 1: Physical Geography (8035/1) **Wednesday 14th May (am)** Duration: 1hr 30mins

Paper 2: Human Geography (8035/2) **Friday 6th June (pm)** Duration: 1hr 30mins

Paper 3: Geographical Skills and Fieldwork (8035/3) **Thursday 12th June (am)** Duration: 1hr 30mins

Revision at Home

Recommended Revision Guide

GCSE AQA Geography For grade 9-1 Exams: Complete Revision and Practice.

(Can be purchased at the school shop)

Oxford Revise AQA GCSE Geography complete revision and practice

Recommend Department Revision Resource:

Geography **Department Flashcards** and questions (Additional copies **can be downloaded** from the '**Files**' section within your **Geography Class Teams page** and printed at home **or** bought for **£1 each from the Geography Department**)

Additional Revision Resources:

Past paper questions, inserts and **mark schemes** alongside the **revision sheets**, **revision clocks**, **flashcards** and **5-a-day topic summaries** can all be **downloaded** from the '**Files**' section within your **Geography Class Teams page**.

Key Information



Scan the QR code to be taken to all the AQA Past papers, Inserts and mark schemes



GRAPHICS

Exam Details

Controlled Assessment 50%
Exam 50%

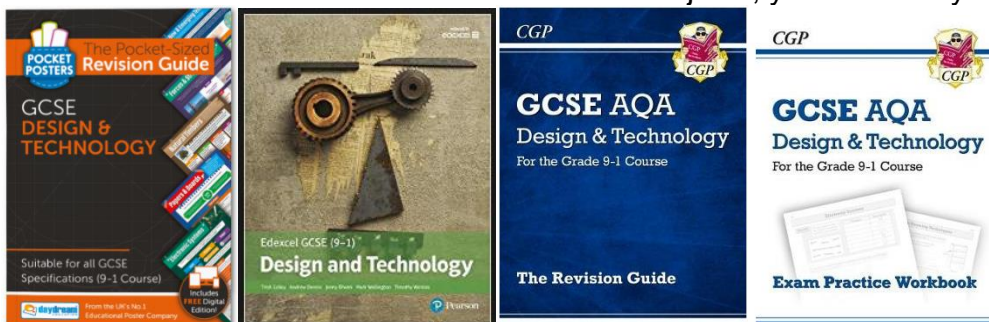
Controlled assessment deadline – **Friday 4th April 2025**

Exam – (1DTO 1B) – **Wednesday 18th June (am) 2025** 1hour 45mins)

Exam board – Edexcel

Revision at Home

- Use GCSE Bitesize/ Design and Technology/ Edexcel Core and Papers and Boards to revise and test your knowledge.
- Use your SENECA learning account to revise and test yourself.
- There is a Teams folder 'AAA Revision Resources' set up containing lots of resources, this can be found in the files section of the Teams channel.
- Use the worksheets we have completed in class set on Teams to revise from.
- Make flash cards and other revision resources such as mind maps to ensure you have mastered topics.
- Use your A3 revision worksheets completed in lessons.
- There is a version of the textbook on the PGS intranet. Read each section, make copies of the tables of information onto flash cards then answer the practice exam questions. You can also complete the Strengthen and Challenge activities.
- Practice answering exam style questions using past papers from the edexcel website.
- <https://qualifications.pearson.com/en/qualifications/edexcel-gcses/design-and-technology-graphic-products-2009.coursematerials.html#filterQuery=Pearson-UK:Category%2FExam-materials>
- The marks schemes are available on the same website so you and parents can check your answers.
- Buy the AQA Design and Technology revision guide and workbook, there is also a series of flashcards available. This summarises subjects, you can test yourself in the work book.



The pocket posters revision guide also has a downloadable app to use on your computer and mobile phone. This is a very handy tool as it can be used whilst on the go.

- Download these great Apps from Technology Student:
http://www.technologystudent.com/despro_flnh/mobapp1.html



GRAPHICS

Key Information

Useful websites

- <http://www.technologystudent.com/>
- <http://www.bbc.co.uk/schools/gcsebitesize/designandtechnology>
- <https://www.bbc.co.uk/education/subjects/zdqmhyc>
- <http://www.mr-dt.com/revisiontests.htm>
- http://www.technologystudent.com/despro_flsh/mobapp1.html

Tips

Plan your revision – produce a revision timetable.

Read your revision notes carefully.

Produce revision cards to summarise your notes.

Complete as many practice exam questions or past exam papers as you can so you know the format of the exam paper.

Read the questions carefully!!!!



Level 1/2 HOSPITALITY & CATERING

Exam Details

Exam Board – WJEC

Website – [Level 1/2 Vocational Award in Hospitality and Catering](#)

Written Exam

- 60% of qualification
- **Thursday 12th June 2025 (pm)**
- 1 hour 20 minutes
- 80 marks

The Hospitality and Catering Industry

- 1.1 Hospitality and catering provision
- 1.2 How hospitality and catering providers operate
- 1.3 Health and safety in hospitality and catering
- 1.4 Food safety in hospitality and catering

Non-Examined Assessment (NEA)

- 40% of qualification
- 12 hours includes (includes 3 hour practical exam in **week 22**)
- 120 marks

Hospitality and Catering in Action

- 2.1 The importance of nutrition
- 2.2 Menu planning
- 2.3 The skills and techniques of preparation, cooking and presentation of dishes
- 2.4 Evaluating cooking skills

Revision at Home

- Create a revision timetable and stick to it.
- Use your revision notes in your folder to help you with knowledge and understanding.
- Practice answering exam style questions using past paper questions from the WJEC website. [Level 1/2 Vocational Award in Hospitality and Catering](#)
- The marks schemes are available on the same website so that you and parents/carers can check your answers.
- Use the revision information and PowerPoints which are in class materials on Teams.
- Work through CGP workbook (available from school shop).
- Essential Knowledge Booklet



Key Information

Top Tips!

- ✓ Plan your revision – produce a revision timetable.
- ✓ Ensure you read the questions correctly! Do you understand the different command words?
- ✓ Ensure you revise all theory topics & tests - do not try and cram at the end of the year.
- ✓ Produce revision cards to summarise your notes.
- ✓ Practise breaking down questions using planning maps and knowledge organisers.
- ✓ Work with your friends and parents/carers when revising and get them to test you!
- ✓ Complete as many practice exams questions as you can so that you know the format of the exam paper.
- ✓ Put 100% effort into all home learning tasks.
- ✓ Revision folder on teams, class materials and on the school website.

If you do not understand something or you are struggling, come and see Mrs Harpham T306.



HEALTH & SOCIAL CARE

Exam Details

Students have so far completed Component 1 & 2 and will sit their Component 3 examination on **Tuesday 6th May 2025 (am) 2 hours**.

Component	Title	Learning aims	Type of assessment	Qualification weighting	Marks available
Component 1	Human growth & development	A1 Human growth & development across the life stages A2 Factors affecting growth & development. B1 Different types of life events B2 Coping with change caused by life events. Pearson set assignment	6 Hour in class Pearson Set Assignment Split in to 4 tasks.	30%	60
Component 2	Health & Social Care services and values	A1 Understanding health services A2 Understanding social care services. A3 Barriers to accessing services. B1 Understanding the skills and attributes required to give care. B2 Values in H&SC B3 Obstacles individuals in care, may face. B4 Benefits of skills, attributes, and values, to the individuals in care. Pearson set assignment	6 Hour in class Pearson Set Assignment Split in to 5 tasks.	30%	60
Component 3	Health & Wellbeing	A1 Factors affecting health & wellbeing. B1 Interpreting physiological indicators of health. B2 Interpreting Lifestyle indicators of health. C1 Person centred approach to improving health & wellbeing. C2 Recommendations and actions to improve health & wellbeing. C3 Barriers & obstacles to following recommendations. Exam	2-hour exam	40%	60

Revision at Home

You can revise using any of the methods stated below:

- A video that discusses the format of the paper; command words used and marks available; how the topics are mapped to the questions; how to structure answers and provides top tips!

[BTEC Tech Award Health & Social Care | Component 3 Exam paper in 15 mins \(youtube.com\)](#)

- Component 3, exam overview PowerPoint – available via Teams
- Component 3, content of questions – available via Teams
- Lesson PowerPoints for absent learners – available via Teams
- Revision guide – students should have already purchased
- Student book – available to buy online: [BTEC Tech Award 2022 Health and Social Care Student Book \(BTEC Tech Award Health and Social Care\): Amazon.co.uk: 9781292444628: Books](#)



Key Information

- Intervention will be held on **Thursdays** with Mrs Halawani-Jackson in HU4.08 – unless students are updated otherwise.
- Students **MUST** be responsible for missed learning.
- Students **MUST** complete all Home Learning and hand in on a Monday.

Students can use their January mock examination as a revision resource – please ask Mrs Halawani-Jackson in lesson for this.



HISTORY

Exam Details

Paper 1: **Friday 16th May (am)** (1 hour 15 mins) and is worth 30%.

Paper 2: **Thursday 5th June (am) (1 hour 45 min)** and is worth 40%.

Paper 3: **Tuesday 10th June (pm)** (1 hour 20 mins) and is worth 30% of the overall GCSE.

Paper 1 (purple exercise books) will examine

The development of Medicine in Britain over time from Medieval times to the present day. Students will also be examined on injuries and treatment of soldiers serving in the trenches on the Western Front during the First World War.

Paper 2 (green exercise books) will examine

Anglo-Saxon and Norman England, c1060–88 and the American West, c1835–c1895.

Paper 3 (blue exercise books) will examine

The USA, 1954–75: conflict at home (the Civil Rights Movement) and abroad (the US involvement in the Vietnam War).

The questions are a mixture of source analysis, explanation questions, questions which explore reasons for change and continuity, assessment of different viewpoints in History and longer knowledge-based essays. Students need to revise everything they have been taught over the 2-year course as they have no choice over the questions they are given.

Revision at Home

All students have also been given a printed revision guide for each exam in school. These contain essential knowledge. There are also revision guides available from the school shop. These are very useful as they contain revision summaries and explanations of key content but also provide students with practice questions to complete, offering valuable exam practise. However, student's exercise books contain all the necessary content and detail that they will need alongside model answers and guidance on how to answer questions. Students should also use Educake to revise at home. They can select quizzes on topics that would like to focus on or use the Revision Wizard tool which will randomly select a topic that we cover. Over time, they can build up a picture of their strengths and weaknesses for each topic. Further information can be found using this link. <https://youtu.be/Y5GEZV6-23k>



HISTORY

Key information.

1. Read the question carefully and underline or highlight the key words/instructions, after answering it, return to it and make sure you have done everything it asks you to.
2. Use a variety of revision techniques - avoid just rewriting notes. Use mind maps to connect events, make cartoon strips of what happens in key events, set quiz questions, test a friend, make flashcards, make up acronyms for key factors, re-write milestone answers using the green for growth you completed in the lessons, make posters or complete past papers. There is a useful video on the website with lots of advice on how to revise for History.
3. Ask for help. Come and find us if you have any questions or want to go through anything. There's always someone around to help if you need it so, please don't struggle alone.
4. Be confident! Use some time to check that your notes are in good order, ensure you have the revision resources you need and then get on with it! If in any doubt about the exams or their content, please get in touch with your teacher or **any other member of the History department** as soon as possible.



MATHEMATICS

Exam Details

Edexcel 1MA1 Higher and Foundation

Dates – Paper 1 (Non-Calculator):	Thursday 15th May 2025 (am)	90 minutes
Paper 2 (Calculator):	Wednesday 4th June 2025 (am)	90 minutes
Paper 3 (Calculator):	Wednesday 11th June 2025 (am)	90 minutes

Revision at Home

- Completing all worksheets again for the booklets that have been completed over the year. For foundation students it will be 7 booklets, for higher students it will be 8 booklets.
- Using www.sparxmaths.uk/student and your analysis grid from your recent trial exam.
- Staples challenge booklets for those who complete the extra lesson. Mixed revision questions to practice.
- Complete the past paper given out each week on a Wednesday after-school. Solutions can be found at the back of the papers.
- Additional papers can be found on the Year group team, titled 'Y11 Maths [Class of 2025] – Higher Tier' or 'Y11 Maths [Class of 2025] – Foundation Tier'

Key Information

Practise, Practise, Practise - revising maths is doing maths.

Using Sparx and Drrfrostmaths should be the main focus of your revision. Use it to work on your Red/Amber topics

Make notes, try questions, check solutions, work out where you went wrong, try more questions, check solutions etc...

Complete a past paper after school every **Wednesday 3.00 - 4.00pm**, even if you cannot attend you will be given one to take home.



Scan the QR code to be taken to all the Edexcel Past papers, mark schemes and video solutions. Scroll down for Higher Tier Papers



MUSIC

Exam Details

Component 1:

Performing (30%) 4-6 Minutes (combined)
Internally assessed, externally moderated

Solo Performance

- A performance recorded with a backing track (Grade 3 standard mark so students can access full marks) Grade 4 offers extra credit (3 ghost marks)
- The performance needs a score to accompany the recording
- Due: **Thursday 27th March**

Ensemble Performance

- A performance lasting at least 1 minute of the total time of both performances. (Grade 3 standard mark so students can access full marks) Grade 4 offers extra credit (3 ghost marks) ensembles can be students or staff.
- The performance needs a score to accompany the recording
- Due: **Wednesday 26th March**

Component 2:

Composition (30%) 3-6 minutes (combined)
Internally assessed, externally moderated

Brief Composition

- A Composition that is created in response to one of four briefs set by EDUQAS
- A Score or annotated notes needed to be handed in with the recording
- A composition log explaining the process and key features of the composition
- Due: **Thursday 27th March**

Free Composition

- A composition that the student picks the brief to compose to.
- A score or annotated notes needed to be handed in with the recording
- A composition log explaining the process and key features of the composition
- Due: **Thursday 27th March**

Component 3:

Analysing Music (40%) 1hr 15m

Monday 16th June (pm)

Written Examination

- Eight questions in total, two on each of the four areas of study.
- Area of study 1: Musical Forms and Devices
- Area of study 2: Music for Ensemble
- Area of study 3: Film Music
- Area of study 4: Popular Music
- Exam date: **Monday 16th June**



MUSIC

Revision at Home (for examinations)

Component 1

- Practice every week ideally 2 hours minimum (can be split up)
- Watch performances of the piece to be played on YouTube for examples of perfected versions
- Practice recording yourself and listen back whilst studying the score
- Act on any feedback you have been given by your teacher or instrumental tutor.
- Complete the biweekly uploads to the Teams channel and ask questions if support is needed on there.
- **Tuesday** night support for performance is available from 3-4pm in PA208 arrange with Mr Lee

Component 2

- Practice composing as much as possible with your instrument or on a computer just like performance
- Get friends and family to listen even if they are not very musical for their feedback
- Follow all teacher feedback given
- Come to **Monday** night composition support 3-4
- Ensure you listen to music of the same brief a lot at home to ensure you understand the characteristics of the brief.
- Try analysing pieces that are similar to your brief - this will support the Component 2 and 3 elements of the course

Component 3

- Learn all the key terms in the EDUQAS GCSE Music Spec (available on the website just type the above in to google) Appendix C (last 3 pages)
- Ensure you know all of the elements of music in your head e.g Rhythm – Dynamics – Timbre etc and what key words belong with each
- Use Focus On Sound. This has lessons and an audible dictionary which really supports understanding (all students know their logins for this) the link to the site is on the class Team in general
- Use BBC Bitesize Eduqas GCSE revision
- Use past papers to inform prioritised revision
- Listen to lots of different genres of music and familiarise yourself with the 4 areas of study specifically

Area of study 1: Musical Forms and Devices

Area of study 2: Music for Ensemble

Area of study 3: Film Music

Area of study 4: Popular Music



PHYSICAL EDUCATION

Exam Details

Paper 1: The human body and movement in physical activity and sport

Date: *Monday 19th May (pm)*

What's assessed?

- Applied anatomy and physiology
- Movement analysis
- Physical training
- Use of data

How it's assessed?

- Written exam: 1 hour 15 minutes
- 78 marks
- 30% of GCSE

Paper 2: Socio-cultural influences and well-being in physical activity and sport

Date: *Monday 9th June (pm)*

What's assessed?

- Sports psychology
- Socio-cultural influences
- Health, fitness and well-being
- Use of data

How it's assessed?

- Written exam: 1 hour 15 minutes
- 78 marks
- 30% of GCSE

Revision at Home

- Practice past paper questions (Located on Teams in 'files')
- Practice exam questions in timed conditions.
- Use mark schemes to see what else should have been included in your answer.
- Create and use revision cards for definitions – test yourself or get somebody else to test you.
- Use the GCSE PE Revision Bible document located on the website to check all essential knowledge.
- Access YouTube channels for the following revision resources

[The EverLearner \(youtube.com\)](https://www.youtube.com/channel/UC...)

[The PE Classroom - YouTube](https://www.youtube.com/channel/UC...)



PHOTOGRAPHY

Exam Details

Students are currently preparing for their final GCSE Photography exam having received the paper in the first week of January. The exam will involve the completion of (a) final piece(s) under exam conditions. It is comprised of **2 x 5-hour exam sessions***, a total of **10 hours**, during the week commencing **28th April 2025**.

The preparatory studies, plus the work produced in the 10 hours of exam time, constitute **Component 2** which is worth **40% of the final GCSE grade**. This will be assessed across 4 equally weighted assessment objectives.

*Students will remain in the Photography room for the whole day completing 5 hours of exam time plus their normal break and lunch time.

Revision at Home

Students should be working consistently and intensely on their preparatory studies for the exam as this must be handed in at the start of their first exam session during w/c **Monday 28th April 2025**. This includes taking photos, editing, working in sketchbooks etc. in response to their chosen exam question.

Component 1 (coursework) consists of work produced for projects set by the class teacher since the beginning of Y10. This is still ongoing with a final deadline of **Tuesday 6th May 2025** and is worth **60% of the final GCSE grade**. This also consists of taking photos, editing, sketchbook work and a series of other outcomes such as photographic prints produced in lessons.

GCSE Support sessions take place on **Mondays after school 3:00 – 4:00pm**. All welcome.

Key Information

Exam Board: AQA

Components 1 and 2 are both assessed across 4 equally weighted assessment objectives:

AO1: Develop ideas through investigations, demonstrating critical understanding of sources **(24 marks)**

AO2: Refine work by exploring ideas, selecting and experimenting with appropriate media, materials, techniques and processes **(24 marks)**

AO3: Record ideas, observations and insights relevant to intentions as work progresses **(24 marks)**

AO4: Present a personal and meaningful response that realises intentions and demonstrates an understanding of visual language **(24 marks)**



TRILOGY (Combined) SCIENCE

Exam Details

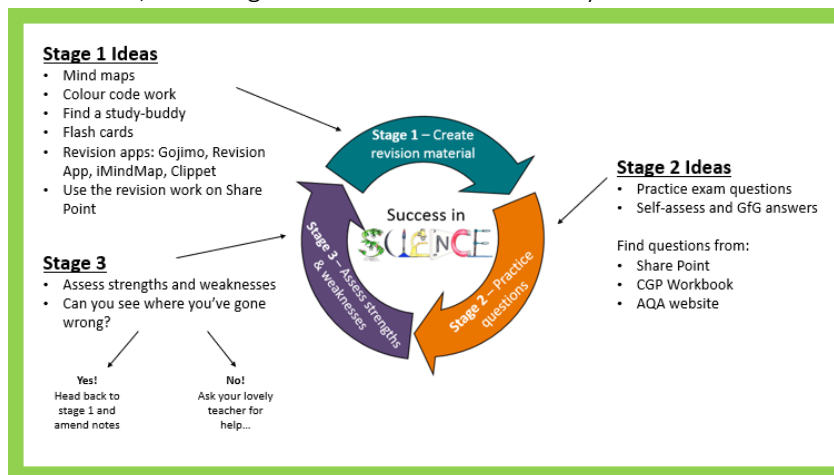
All exams are **1h 15 min** and count for 16.7% of your final GCSE



Paper 1	Tuesday 13th May (pm) B1: Cell Biology B2: Organisation B3: Infection & Response B4: Bioenergetics (resp. & photo.)	Monday 19th May (am) C1: Atomic Structure & the Periodic Table C2: Bonding, Structure & Properties of Matter C3: Quantitative Chemistry C4: Chemical Changes C5: Energy Changes	Thursday 22nd May (am) P1: Energy P2: Electricity P3: Particle Model of Matter P4: Atomic Structure
	Monday 9th June (am) B5: Homeostasis and response B6: Inheritance, Variation & Evolution B7: Ecology	Friday 13th June (am) C6: Rate and Extent of Chemical Change C7: Organic Chemistry C8: Chemical Analysis C9: Chemistry of the Atmosphere C10: Using Resources (+ key principles from topics 1-3)	Monday 16th Jun (am) P5: Forces P6: Waves P7: Magnetism and Electromagnetism

Revision at Home

1. Use the revision timetable on your revision booklets to ensure you cover every topic before the exams
2. Follow the suggested weekly question practice in the revision booklets you have been given, and correct your work using the answers on [Y11 Weekly Revision - Mark Schemes](#)
3. Use all available resources on Sharepoint for creating revision resources and practicing questions:
 - a. [Whole Past Papers](#)
 - b. [Biology Topic Questions](#)
 - c. [Chemistry Topic Questions](#)
 - d. [Physics Topic Questions](#)
4. Ensure you have the correct CGP revision guides and workbooks – and make use of them!
5. Attend the **Monday** after school revision sessions
6. To ensure success in Science, use the guidance below to structure your revision:





SEPARATE SCIENCE

Exam Details

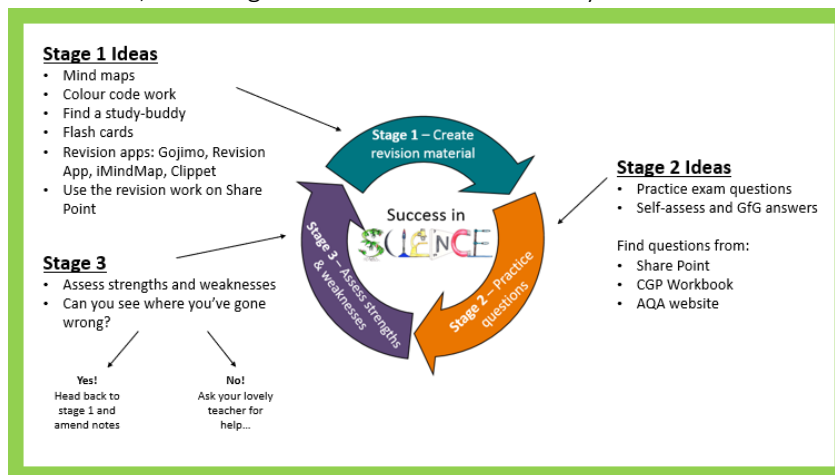
All exams are **1h 45 min** and count for 50% of each Science GCSE



Paper 1	Tuesday 13th May (pm) B1: Cell Biology B2: Organisation B3: Infection & Response B4: Bioenergetics (resp. & photo.)	Monday 19th May (am) C1: Atomic Structure & the Periodic Table C2: Bonding, Structure & Properties of Matter C3: Quantitative Chemistry C4: Chemical Changes C5: Energy Changes	Thursday 22nd May (am) P1: Energy P2: Electricity P3: Particle Model of Matter P4: Atomic Structure
	Monday 9th June (am) B5: Homeostasis and response B6: Inheritance, Variation & Evolution B7: Ecology	Friday 13th June (am) C6: Rate and Extent of Chemical Change C7: Organic Chemistry C8: Chemical Analysis C9: Chemistry of the Atmosphere C10: Using Resources (+ key principles from topics 1-3)	Monday 16th June (am) P5: Forces P6: Waves P7: Magnetism and Electromagnetism P8: Space Physics

Revision at Home

1. Use the revision timetable on your revision booklets to ensure you cover every topic before the exams
2. Follow the suggested weekly question practice in the revision booklets you have been given, and correct your work using the answers on [Y11 Weekly Revision - Mark Schemes](#)
3. Use all available resources on Sharepoint for creating revision resources and practicing questions:
 - a. [Whole Past Papers](#)
 - b. [Biology Topic Questions](#)
 - c. [Chemistry Topic Questions](#)
 - d. [Physics Topic Questions](#)
4. Ensure you have the correct CGP revision guides and workbooks – and make use of them!
5. Attend the **Monday** after school revision sessions
6. To ensure success in Science, use the guidance below to structure your revision:





SOCIOLOGY

Exam Details- WJEC Eduqas GCSE (9-1) Sociology

Component 1: Understanding social processes

Written examination: **1 hour 45 minutes**

- Key concepts and processes
- Families
- Education
- Sociological research methods

50% of qualification

Friday 9th May 2025 (am)

Component 2: Understanding social structures

Written examination: **1 hour 45 minutes**

- Social differentiation and stratification
- Crime and deviance
- Applied methods of sociological enquiry

50% of qualification

Tuesday 20th May 2025 (pm)

Revision at Home

1. Use the revision checklists to check your understanding and recall of key concepts within all topics.
2. Make essential knowledge sheets for all main areas within each examination topic.
3. Watch the success evening video for extra guidance and support.
4. Revise with the GCSE WJEC Revision guide.
5. Attend the after-school intervention sessions **(Friday)**
6. Be active in your revision. *E.g. Read information from your topic areas, apply your knowledge to practice questions and then green for growth your responses.*

[GCSE Sociology \(wjec.co.uk\)](http://wjec.co.uk) – for all papers and mark schemes

Key Information

Start revision early. Be structured; decide exactly when you are going to revise for sociology every week and stick to it.

Support your answers with explanations, examples, perspectives, concepts and statistics.

Use the PEELE structure for 9- and 15-mark questions. (*point, explain, evidence/example, link, evaluate*)

Conclude in 'assess' questions; do not sit on the fence (it hurts!) *I agree, I partially agree, to an extent I disagree...*

Refer to research context in application to methods questions in each point you make.

In the exam, attempt **EVERY** question.



SPANISH

Exam Details

AQA Spanish (8698)

Spanish **Speaking** exam window **28th April – 1st May 2025**

(Foundation tier 7-9 minutes; Higher tier 10-12 minutes + 12 minutes preparation time)

Spanish **Listening** exams (Foundation 35 mins; Higher 45 mins) **Tuesday 10th June (am)**

Spanish **Reading** exams (Foundation 45 mins; Higher 1 hour) **Tuesday 10th June (am)**

Spanish **Writing** exams (Foundation 1 hour; Higher 1 hour 15 mins) **Tuesday 17th June (pm)**

You will complete one Listening, one Reading, one Speaking and one Writing exam at Foundation or Higher level (each paper is worth 25% of the GCSE exam)

Revision at Home

memrise.com and **quizlet.com** – for vocabulary learning.

pearsonactivelearn.com – for topic-based listening, reading and grammar practice based on your textbook (you have been given your own username and password).

bbc.co.uk/schools/gcsebitesize - for listening and reading practice.

linguscope.com (Intermediate level) for vocabulary and grammar practice in a variety of topic areas (students should have, or can obtain, the username and password from their teacher).

conjuguemos.com – a helpful website focusing on practising grammar.

languagesonline.org.uk – an excellent website to help focus on grammar as well as topic-specific match-up exercises and gap-fill texts.

MFL Spanish section on PGS Intranet contains links to useful resources, podcasts and the memrise courses for each GCSE theme, as well as links to past papers on the AQA website.

AQA website – for past paper listening and reading practice and mark schemes.

CGP revision guide – covers all four skill areas and offers useful advice on preparing for the exam.

CGP vocabulary cards – key words and phrases from each sub-topic.

Key Information

Speaking and writing skills are closely linked, with revision in one area benefiting the other. All students should be revising from paragraphs they have prepared on the topics studied and particularly from the topic sheets they have been given for the purpose. Many students find it helpful to make flashcards for vocabulary or put sticky notes around their room. Completing mind-maps of topic and sub-topic areas will help to consolidate key vocabulary and structures.



TEXTILES

Exam Details

Controlled Assessment 50%
Exam 50%

Controlled assessment deadline – **Friday 4th April 2025**


Exam – (1DTO 1E) – **Wednesday 18th June 2025 (am)** (1hour 45mins)

Exam board – Edexcel

Revision at Home




- ✓ Plan your revision (produce a revision timetable).
- ✓ What areas do you need to revise the most? Look over your past exam questions, EOTT and mock exams to identify key areas of focus.
- ✓ Produce revision cards to summarise your notes and practise with these for 10-15 minutes a day.
- ✓ Download GCSE Pocket Poster App
- ✓ Complete as many practice exam questions or past exam papers as you can so you know the format of the exam paper.
- ✓ Come and see Mrs Booker for additional support on topics you are finding difficult.
- ✓ Aim to sign up for 80% of after school theory sessions offered after the NEA deadline!

Books to purchase to support revision



[Design & Technology GCSE Revision Guide - Pocket Poster - Daydream Education](#)

£4.99



Buy CGP workbooks/flash cards separately or as a bundle



[GCSE Design & Technology AQA: Revision Bundle | CGP Books](#)

£20



TEXTILES

Key Information

- Use GCSE Bitesize to revise and test your knowledge. [GCSE Design and Technology - Edexcel - BBC Bitesize](#)
- You will be added to a SENECA learning account after Easter to revise topics and test yourself.
- Visit the 'Technology student' website [ENGINEERING - DESIGN AND TECHNOLOGY \(technologystudent.com\)](#) for additional revision material.
- Use your revision notes and EOTT assessments in your theory folder to revisit topics and revise areas you found most difficult.
- Visit the Textiles department site on PGS intranet where you will find the Edexcel Core Textbook alongside essential knowledge sheets and revision grids for each topic.
- Attend after school revision sessions to fill any knowledge gaps and strengthen examination technique.
- Practice answering exam style questions using past papers from the Edexcel website [Edexcel Design and Technology \(9-1\) from 2017 | Pearson qualifications](#) The mark schemes are available on the same website so you, and your parents can check your answers.

Useful Apps to download for revising on the go

